PANDA SCANNER
ALL OVER THE WORLD

www.panda-scanner.com
info@panda-scanner.com

Chengdu | Ziyang | Suzhou | Ningbo | Hong Kong | Fortaleza | Sao Paulo | San Jose, CA | Seoul

PANDA SCANNER



Panda Scanner

PANDA P3

Features

Multi-function Button
The tiny button carries great responsibilities, controlling the entire digital workflow. It prevents cross contamination by not touching the screen or clicking the mouse. Safety is always the top priority.

Motion Sensing
The gyroscope inside the scanner allows to see different angle of scanned images by just simply rotating the scanner. So you do not have to touch the screen to see the image.

Speedy Experience

AI technology and 3 cameras facilitate efficient scanning, and a full arch scan can be completed in 1-2 min.

3 Different Angle Tips

Meets the demands of mesial and distal scanning, improves patient comfort, and is more suitable for pediatric scanning.

Light Weight

Only 228 grams, providing dentists with a more relaxed scanning process.

Anti-fogging Technology

Innovative instant heating technology prevents the frustration of fogged lens.

PRODUCT INFORMATION

Category	PANDA P3
Scan Field	18x16mm
Scan Depth	0-15 mm (Adjustable up to 20mm)
Trueness	≤15μm
Precision	≤10μm
True Color	Full HD
Anti Fog System	Intelligent Heating
Full Arch Scanning Time	1 min
Handpiece Enclosure	Aviation Aluminum Alloy
Handpiece Dimension	216 x 40 x 36 mm
Handpiece Weight	228g
Tip Types	3 types (N/M/D)
Number of Tips included	x 5 (Autoclavable)
Tip Autoclave Cycle	20-50 times
Data Interface	USB3.0
Cable Length (m)	2m
Power Supply Type	AC/DC Medical Power Adapter
Supply Voltage (V)	100-240V/50-60Hz
Supply Current (A)	0.7-1.5A
Storage Temperature (°C)	-10°C-55°C

PANDA P4

Detachable Tips
You can choose suitable tips accordingto the different scanning scenarios.

Upgraded Chips
The chip upgrade has improved the scanning efficiency of smoke and blood stains, bringing higher quality scanning data.

Light Weight
Only 237g

Built-in Battery
Set and charge.
No need to replace the battery, making 24/7 standby accessible.

One Click:
Start/Pause scanning

Double Click:
Switch buccal/Switch color

Long Press:
Next step/Model processing

Metal Button
Remote control of scanning process.

Wireless Connection
Breaking free from the constraints of traditional cables, making scanning more convenient and efficient.

3 in 1
The dock
The charger
The base

No more
Tedious
Steps

Millimeter wave technology
Low delay
Low power consumption
Efficient transmission

Upper jaw+ Low jaw+ Occlusion
Total scan time of
2 min

Super charge 1 H
It only takes 1 hour to reach the full power

Scan up to 60 cases with full battery = 2 H continuous scanning

Standby 24 hours
The 3-in-1 base allows the scanne
and anywhere, improving efficiency

PANDA P4

Wireless & Infinite

Specification

PRODUCT INFORMATION

Category	PANDA P4
Technology	Dynamic Staring 3D scanning
Handpiece Dimension	238×42×35mm
Handpiece Weight	237g
Tips	5 Tips
Tips Dimension	83x19x14(N) / 82x20x16(D) / 88x20x16(M)mm
Scan Field	18×16mm
Scan Depth	0~21mm
Output Files	STL, PLY, PTY, OBJ
Connection Method	Wireless
Full Arch Scanning Time	＜2 mins
Light Source	White LED+ Laser
Trueness	≤15 μm
Precision	≤10 μm
Multi-function Button	YES
Montion Sensing	YES



PANDA smart

Features

Sleek and Compact
Only 138g
221x27x25mm

Ultra Fast and Precise
1 min ultra-fast scan
7 μm ultra-high accuracy

Plug and Play
No power adapter needed

Ergonomic Design
White ● Silver ●
50-100 autoclaving cycles

Silence Operating Process
Transforming your dental appointment into a calming and stress-free experience.

One Button, Infinite Control
Control should be effortless, and innovation be intuitive. This design is aimed to simplify your interaction with products. With just a single press, you saved the effort to point with a mouse.

Motion Sensing
This innovative technology allows you to control your devices without any redundant touch, which provides you a hygienic operating environment.

Anti-fogging Technology
Our innovative instant heating technology prevents the frustration of fogged lens.

New Collection

The art of intraoral scanners

- Crystal White
- Radiant Silver
- Sparkly Purple
- Ice Blue
- Lightsaber Red
- Champagne Gold
- Laguna Blue

Specification

PRODUCT INFORMATION

Category	PANDA smart
Anti Fog System	Intelligent Heating
Trueness	≤7μm
Precision	≤5μm
Handpiece Weight	138g (192g with cable)
Handpiece Dimension	221x27x25mm
Handpiece Enclosure	High-strength Aviation Aluminum Alloy
Scan Field	18x16mm
Scan Depth	0-20mm
True Color	Full HD
Tips	x6 (Autoclavable)
Tip Autoclave Cycle	50-100 Times
Data Interface	USB3.0
Cable Length (m)	1.85m

Platform

We have self-designed software to assist you in completing digitalization

1. **Panda Center** One-stop case management and data scanning
2. **Panda OrthoSim** Orthodontic simulation contributes to a better doctor-patient communication
3. **Cloud** Data storage and fast data transmission



Panda Center

The new software PandaCenter can achieve full process connectivity and information integration from case creation, scanning, uploading data, to diagnostic analysis, allowing dentists to enjoy a more convenient and intelligent experience.

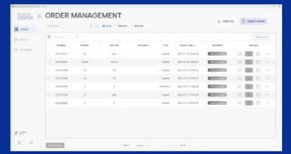

Panda OrthoSim

The new version of orthodontic simulation software combines advanced technological means and intelligent algorithms to achieve functions such as three-point alignment, intelligent segmentation, and intelligent tooth arrangement, making orthodontic treatment more convenient and accurate, bringing a new experience to both the dentists and the patients.

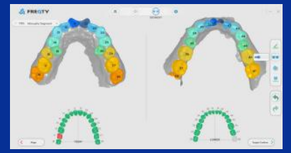

Cloud

Panda scanner provides stable, reliable, and efficient data transmission services for clinics and labs, while also possessing functional features such as case management, 3D preview, and case sharing, helping users better manage and process business data, and improving their work efficiency.

Scan and check the 3D-preview

Software Features

Undercut Check
Auxiliary confirmation in place, colour gradient indicates undercut, accurate prediction, and improves the communication efficiency between doctors and technicians.

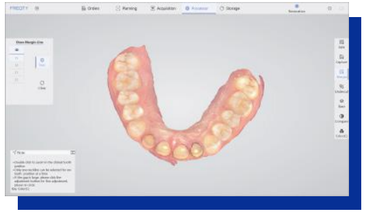

Margin Line Drawing
Draw accurate and clear margin lines, linking doctors and technicians to reduce rework.

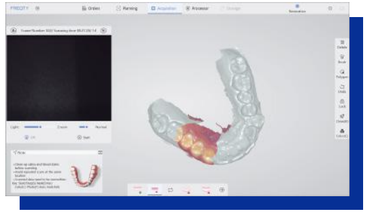

Pre-preparation Scan
Obtain pre-preparation tooth state, retain bite data, and reshape the original good teeth.

Bite Check
Color gradient indicates distance, accurately judges the restoration distance and assists in improving the effect of tooth preparation.

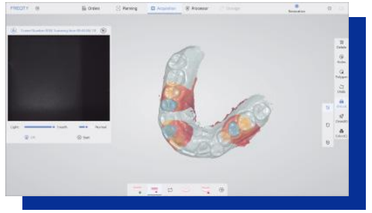

Data Lock
Locks the tooth position to prevent data loss and reject excess data interference.

Color Switch
True color jaws, clearly restore details, one click to switch colors, and check model data comprehensively.

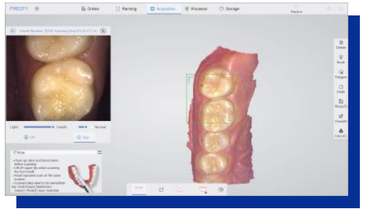

AI Intelligent Scan
Easily identify soft and hard tissues, eliminate redundant data, and make accurate dental models.

Orthodontic Simulation
Generate simulation animations to help doctors and patients communicate, share quickly, and promote orders.

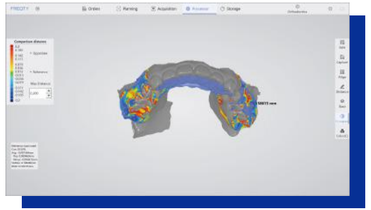

Disease Course Monitoring
Full-cycle diagnosis and treatment monitoring, comparative observation of model differences, simultaneous analysis, comprehensive upgrade of diagnosis and research.

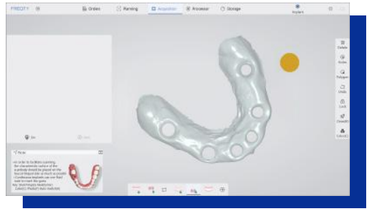

Cuff Tool
Clear cuff data, avoid tissue interference and lock automatically, significantly improving data reliability.

SOFTWARE

Category	PANDA P3 & P4 & smart
Types of Scanning	Orthodontics, Implant, Restoration
Image Capture	Yes
3D Data Preview	Yes
Output Files	STL, PLY, PTY, OBJ
Cloud Service	Yes
Cloud Service Price	5GB/free
Direct Compatibility with Dental CAD	Exocad*
Main Image Processing Tools	Trim/Edit/Recover/Lock, etc.
Margin Line Drawing	Yes
Occlusal Match	Yes
Undercut	Yes
Data Comparison	Yes
AI Technology	Auto Tissue Remove, Overlap Correct, etc.
Software License	Free
Software Upgrade	Free
Transfer Data with API	Available

*All names, logos, brands and other trademarks featured or referred to within this brochure are the property of their respective trademark holders.

PC REQUIREMENTS

Category	PANDA P3 & P4 & smart
CPU	Intel i7-12700H/Intel i7-11800H or above
RAM	16G/32G
Hard Disk	SSD 512G or above
GPU	RTX2060/RTX3060 or above
Operating System	Windows10/11 64bit
Display	Resolution 1920×1080 and above

*Check the PC Recommendation Catalog on our website for more detail.

WARRANTY

Category	PANDA P3 & P4 & smart
Standard Warranty	1 year (P3) 2 years (P4 & smart)
Extended Warranty	2-3 years (P3) 2 years (P4 & smart)

*Note: 1. Free maintenance during the first two years (No labor fee charged).
2. For the extend warrenty fee, please check the files on our website.

PANDA Family Comparison

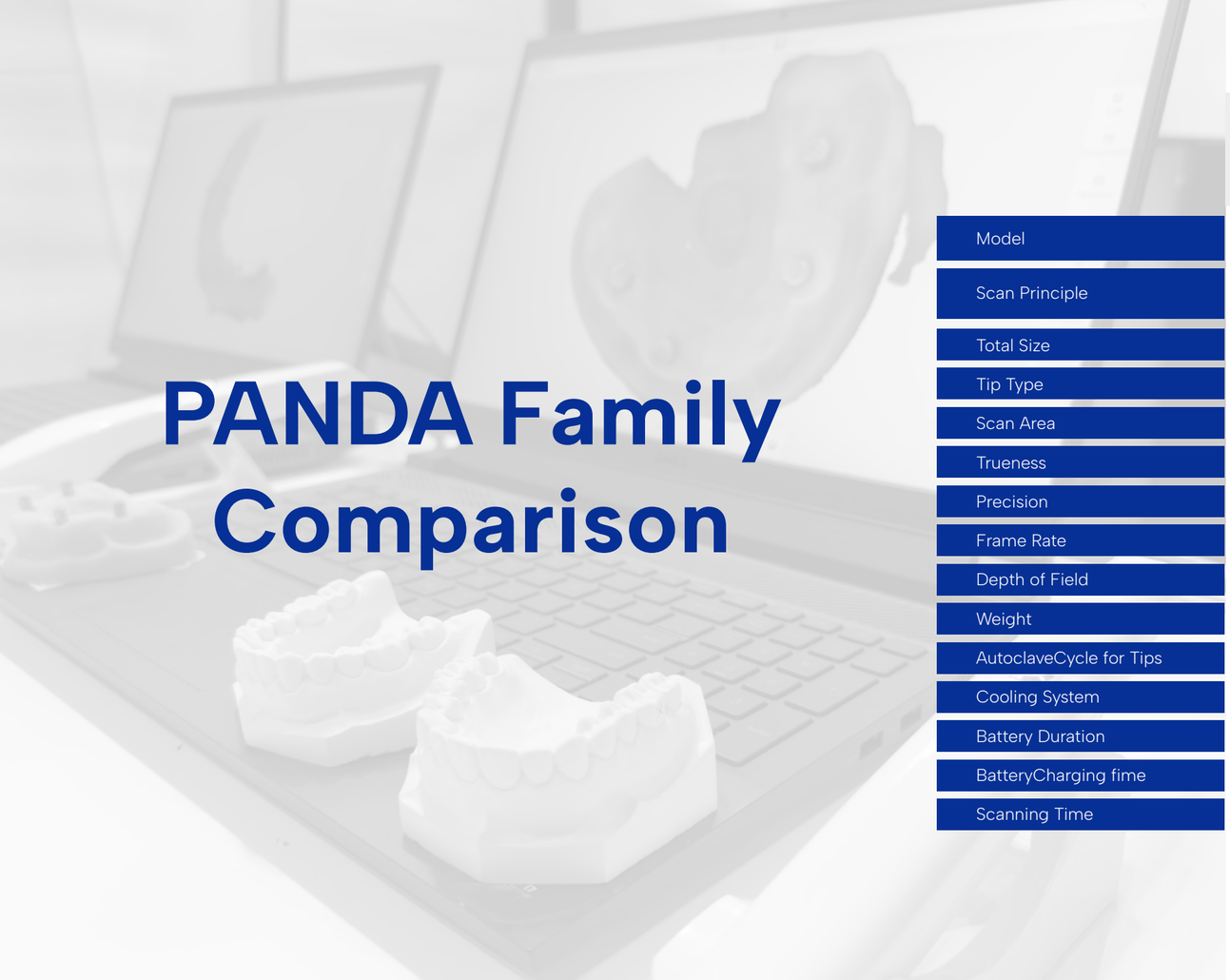



Model	PANDA P3	PANDA P4	PANDA smart
Scan Principle	Staring Scanning with Coded Structure Light	Staring Scanning with Coded Structure Light	Staring Scanning with Coded Structure Light
Total Size	216x40x36 mm	238x42x35mm	221x27x25mm
Tip Type	Nx3 / Mx1 / Dx1	Nx3 / Mx1 / Dx1	Nx6
Scan Area	18x16(N) / 18x20(D) / 18x18(M)mm	18x16(N) / 18x20(D) / 18x18(M)mm	18x16(N)mm
Trueness	15μm	15μm	7μm
Precision	10μm	10μm	5μm
Frame Rate	18fps	24fps	24fps
Depth of Field	0-20mm	0-20mm	0-20mm
Weight	228g	237g	138g
AutoclaveCycle for Tips	20-50times	20-50times	50-100times
Cooling System	Fan Cooling	Turbo Fan Cooling	Turbo Fan Cooling
Battery Duration	/	2h Continuously	/
BatteryCharging fime	/	1h	/
Scanning Time	1.5 min Single Arch / 3 min Full Arch	1.5 min Single Arch / 3 min Full Arch	1 min Single Arch / 2 min Full Arch

BAMBOO B2

The ideal mobile solution for intraoral scanners

Weight: 21kg | Packing Size: 515mm×540mm×1390mm

About
Freqty & Panda Scanner

Panda Scanner is a registered brand of Freqty Technology, a Chinese company dedicated to the research and application of 3D imaging technology. Freqty has obtained more than 40 patent authorizations worldwide and has established branches in Hong Kong, Brazil, USA and Korea.

Freqty is deeply engaged in the field of digital dental medical device, and is committed to providing complete dental digital solutions for dental hospitals, clinics, and laboratories worldwide.

Customer Support

Email: support@freqty.com
Toll Free Number (USA): 888-855-2562
WhatsApp (Global): +86 18108286761

Panda-Support

Panda Scanner